



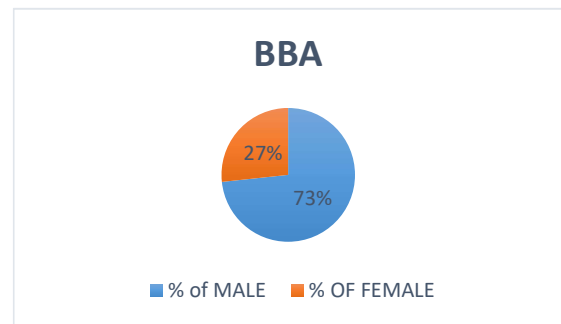
SAVPM

Sancheti College of Arts, Commerce & Science
Affiliated To Savitribai Phule Pune University.

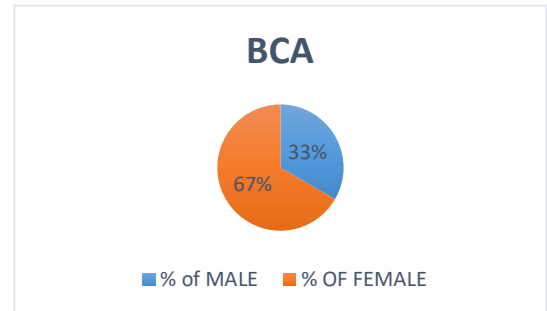


Gender Audit Academic Year: 2019-2020

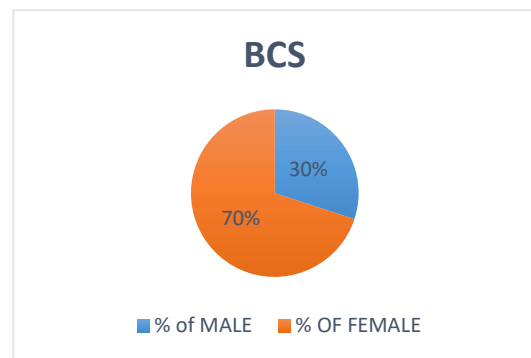
| BBA | Total Students | Male | Female | % of MALE | % OF FEMALE |
|--------------|----------------|-----------|----------|------------|-------------|
| FY | 11 | 9 | 2 | 82% | 18% |
| SY | 1 | 1 | 0 | 100% | 0% |
| TY | 3 | 1 | 2 | 33% | 67% |
| TOTAL | 15 | 11 | 4 | 73% | 27% |



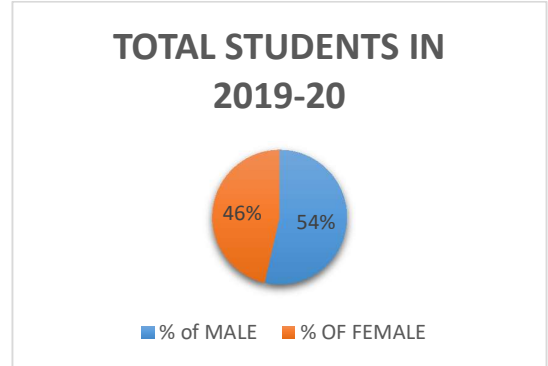
| BCA | Total Students | Male | Female | % of MALE | % OF FEMALE |
|--------------|----------------|----------|----------|------------|-------------|
| FY | 1 | 1 | 0 | 100% | 0% |
| SY | 1 | 0 | 1 | 0% | 100% |
| TY | 1 | 0 | 1 | 0% | 100% |
| TOTAL | 3 | 1 | 2 | 33% | 67% |



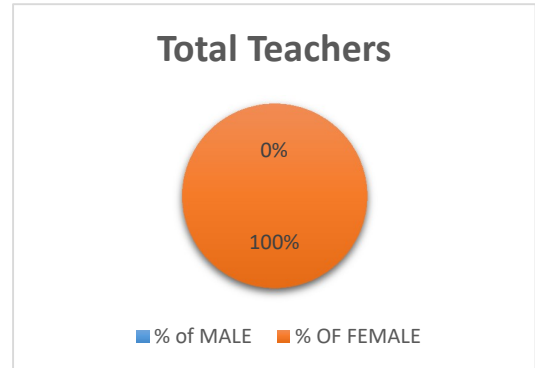
| BCS | Total Students | Male | Female | % of MALE | % OF FEMALE |
|--------------|----------------|----------|----------|------------|-------------|
| FY | 7 | 2 | 5 | 29% | 71% |
| SY | 1 | 0 | 1 | 0% | 100% |
| TY | 2 | 1 | 1 | 50% | 50% |
| TOTAL | 10 | 3 | 7 | 30% | 70% |




| TOTAL STUDENTS IN 2019-20 | Total Students | Male | Female | % of MALE | % OF FEMALE |
|---------------------------|----------------|------|--------|-----------|-------------|
| | 28 | 15 | 13 | 54% | 46% |



| Total Teachers | Male | Female | % of MALE | % OF FEMALE |
|----------------|------|--------|-----------|-------------|
| 6 | 0 | 6 | 0% | 100% |





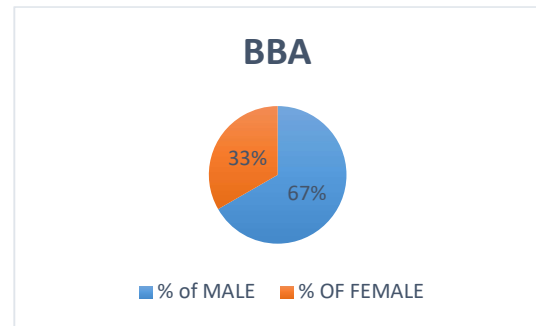
SAVPM

Sancheti College of Arts, Commerce & Science
Affiliated To Savitribai Phule Pune University.

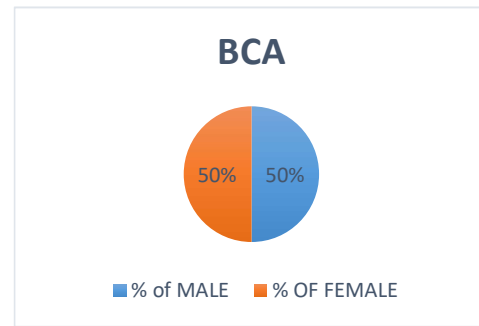


Gender Audit Academic Year: 2020-2021

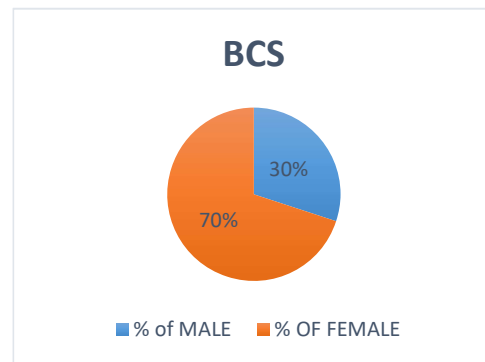
| BBA | Total Students | Male | Female | % of MALE | % OF FEMALE |
|--------------|----------------|----------|----------|------------|-------------|
| FY | 4 | 2 | 2 | 50% | 50% |
| SY | 8 | 6 | 2 | 75% | 25% |
| TY | 0 | 0 | 0 | 0 | 0 |
| TOTAL | 12 | 8 | 4 | 67% | 33% |



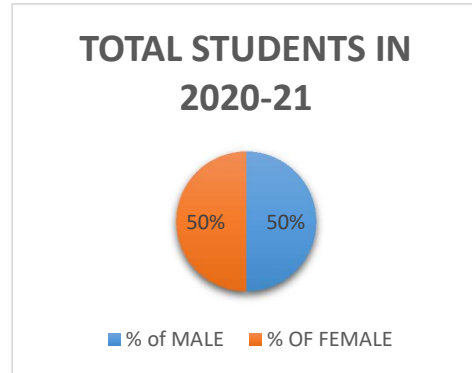
| BCA | Total Students | Male | Female | % of MALE | % OF FEMALE |
|--------------|----------------|----------|----------|------------|-------------|
| FY | 0 | 0 | 0 | 0 | 0 |
| SY | 1 | 1 | 0 | 100% | 0% |
| TY | 9 | 4 | 5 | 44% | 56% |
| TOTAL | 10 | 5 | 5 | 50% | 50% |



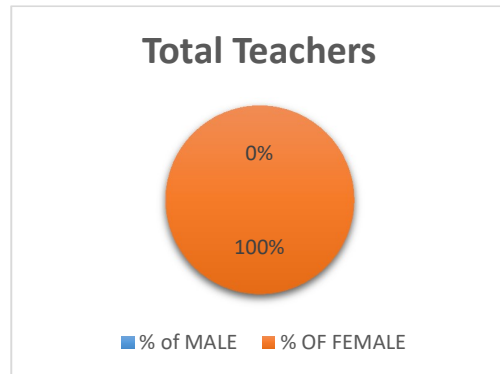
| BCS | Total Students | Male | Female | % of MALE | % OF FEMALE |
|--------------|----------------|----------|----------|------------|-------------|
| FY | 0 | 0 | 0 | 0 | 0 |
| SY | 9 | 3 | 6 | 33% | 67% |
| TY | 1 | 0 | 1 | 0% | 100% |
| TOTAL | 10 | 3 | 7 | 30% | 70% |



| TOTAL STUDENTS IN 2020-21 | Total Students | Male | Female | % of MALE | % OF FEMALE |
|---------------------------|----------------|------|--------|-----------|-------------|
| | 32 | 16 | 16 | 50% | 50% |



| Total Teachers | Male | Female | % of MALE | % OF FEMALE |
|----------------|------|--------|-----------|-------------|
| 4 | 0 | 4 | 0% | 100% |





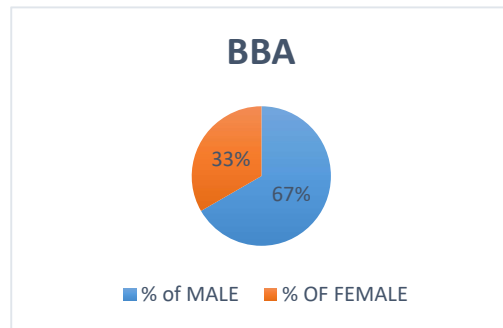
SAVPM

Sancheti College of Arts, Commerce & Science
Affiliated To Savitribai Phule Pune University.

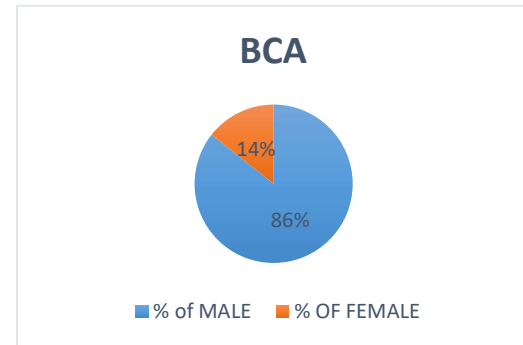


Gender Audit Academic Year: 2021-2022

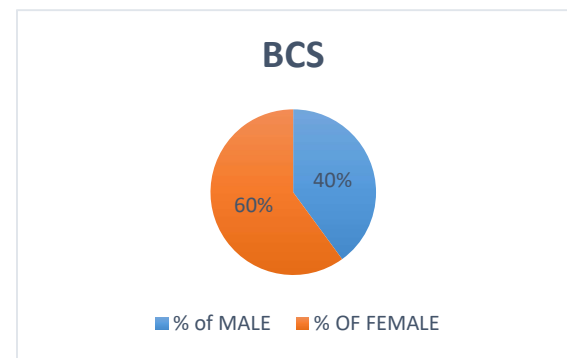
| BBA | Total Students | Male | Female | % of MALE | % OF FEMALE |
|-------|----------------|------|--------|-----------|-------------|
| FY | 5 | 3 | 2 | 60% | 40% |
| SY | 0 | 0 | 0 | 0 | 0 |
| TY | 7 | 5 | 2 | 71% | 29% |
| TOTAL | 12 | 8 | 4 | 67% | 33% |



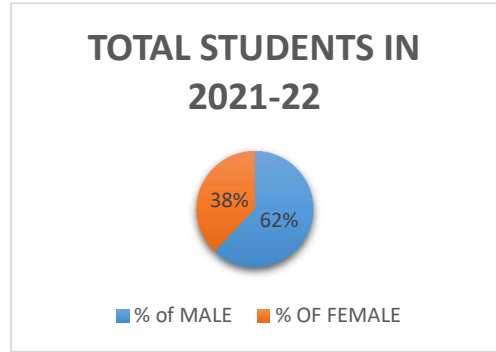
| BCA | Total Students | Male | Female | % of MALE | % OF FEMALE |
|-------|----------------|------|--------|-----------|-------------|
| FY | 6 | 5 | 1 | 83% | 17% |
| SY | 0 | 0 | 0 | 0 | 0 |
| TY | 1 | 1 | 0 | 100% | 0% |
| TOTAL | 7 | 6 | 1 | 86% | 14% |



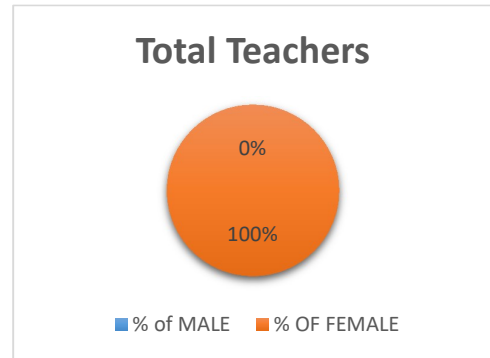
| BCS | Total Students | Male | Female | % of MALE | % OF FEMALE |
|-------|----------------|------|--------|-----------|-------------|
| FY | 0 | 0 | 0 | 0 | 0 |
| SY | 0 | 0 | 0 | 0 | 0 |
| TY | 10 | 4 | 6 | 40% | 60% |
| TOTAL | 10 | 4 | 6 | 40% | 60% |



| TOTAL STUDENTS IN 2021-22 | Total Students | Male | Female | % of MALE | % OF FEMALE |
|---------------------------|----------------|------|--------|-----------|-------------|
| | 29 | 18 | 11 | 62% | 38% |



| Total Teachers | Male | Female | % of MALE | % OF FEMALE |
|----------------|------|--------|-----------|-------------|
| 6 | 0 | 6 | 0% | 100% |





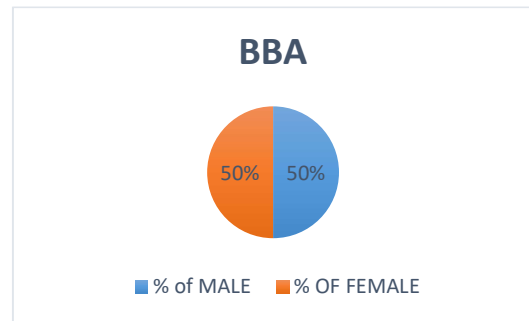
SAVPM

Sancheti College of Arts, Commerce & Science
Affiliated To Savitribai Phule Pune University.

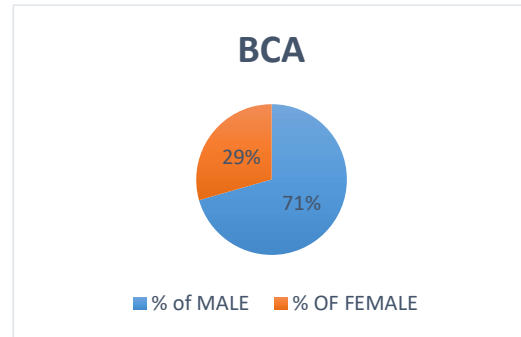


Gender Audit Academic Year: 2022-2023

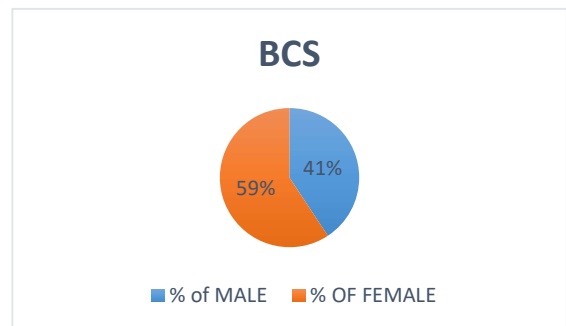
| BBA | Total Students | Male | Female | % of MALE | % OF FEMALE |
|-------|----------------|------|--------|-----------|-------------|
| FY | 5 | 4 | 1 | 80% | 20% |
| SY | 5 | 1 | 4 | 20% | 80% |
| TY | 0 | 0 | 0 | 0 | 0 |
| TOTAL | 10 | 5 | 5 | 50% | 50% |



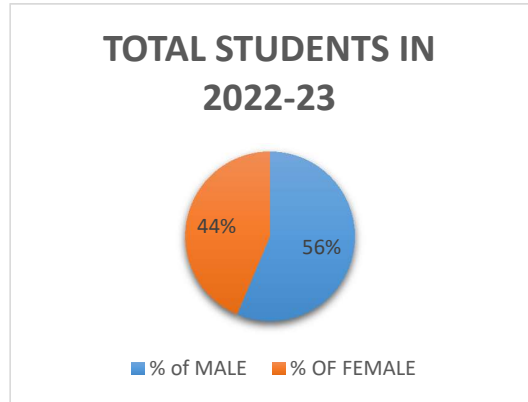
| BCA | Total Students | Male | Female | % of MALE | % OF FEMALE |
|-------|----------------|------|--------|-----------|-------------|
| FY | 30 | 22 | 8 | 73% | 27% |
| SY | 4 | 2 | 2 | 50% | 50% |
| TY | 0 | 0 | 0 | 0 | 0 |
| TOTAL | 34 | 24 | 10 | 71% | 29% |



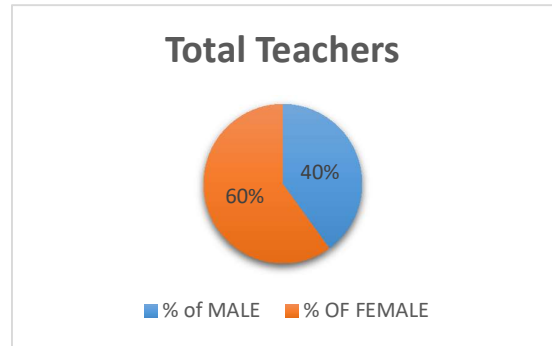
| BCS | Total Students | Male | Female | % of MALE | % OF FEMALE |
|-------|----------------|------|--------|-----------|-------------|
| FY | 24 | 10 | 14 | 42% | 58% |
| SY | 3 | 1 | 2 | 33% | 67% |
| TY | 0 | 0 | 0 | 0 | 0 |
| TOTAL | 27 | 11 | 16 | 41% | 59% |




| TOTAL STUDENTS IN 2022-23 | Total Students | Male | Female | % of MALE | % OF FEMALE |
|---------------------------|----------------|------|--------|-----------|-------------|
| | 71 | 40 | 31 | 56% | 44% |



| Total Teachers | Male | Female | % of MALE | % OF FEMALE |
|----------------|------|--------|-----------|-------------|
| 5 | 2 | 3 | 40% | 60% |





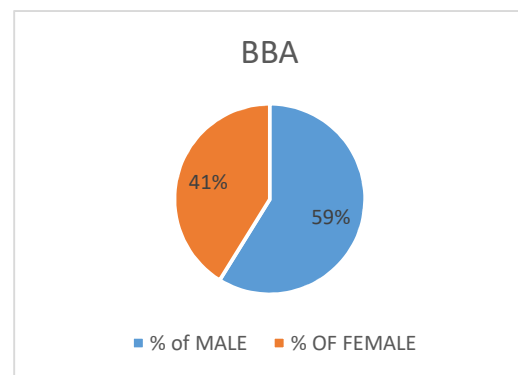
SAVPM

Sancheti College of Arts, Commerce & Science
Affiliated To Savitribai Phule Pune University.

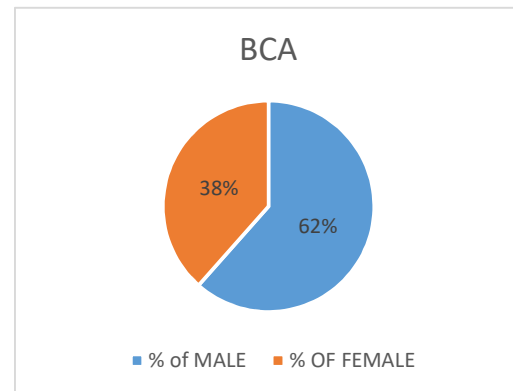


Gender Audit Academic Year: 2018-2019

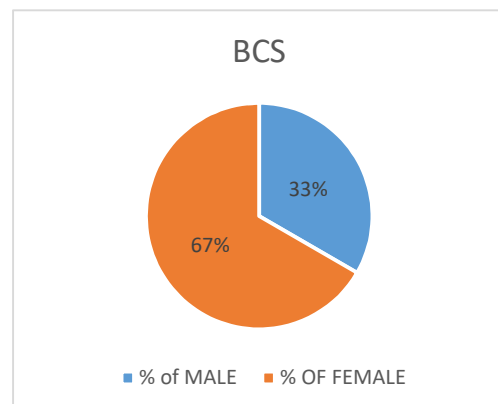
| BBA | Total Students | Male | Female | % of MALE | % OF FEMALE |
|--------------|----------------|-----------|----------|------------|-------------|
| FY | 6 | 4 | 2 | 67% | 33% |
| SY | 4 | 2 | 2 | 50% | 50% |
| TY | 7 | 4 | 3 | 57% | 43% |
| TOTAL | 17 | 10 | 7 | 59% | 41% |



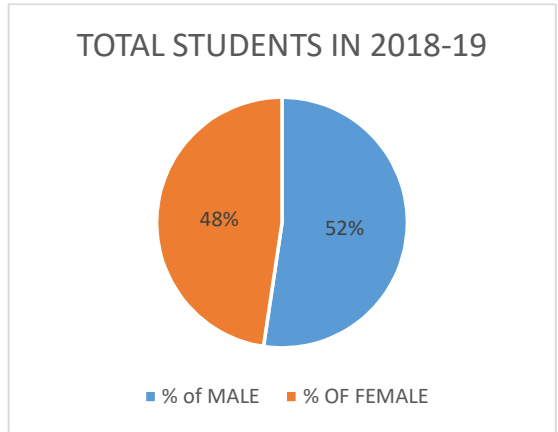
| BCA | Total Students | Male | Female | % of MALE | % OF FEMALE |
|--------------|----------------|----------|----------|------------|-------------|
| FY | 2 | 0 | 2 | 0% | 100% |
| SY | 10 | 7 | 3 | 70% | 30% |
| TY | 1 | 1 | 0 | 100% | 0% |
| TOTAL | 13 | 8 | 5 | 62% | 38% |



| BCS | Total Students | Male | Female | % of MALE | % OF FEMALE |
|--------------|----------------|----------|----------|------------|-------------|
| FY | 2 | 1 | 1 | 50% | 50% |
| SY | 4 | 1 | 3 | 25% | 75% |
| TY | 6 | 2 | 4 | 33% | 67% |
| TOTAL | 12 | 4 | 8 | 33% | 67% |



| TOTAL STUDENTS IN 2018-19 | Total Students | Male | Female | % of MALE | % OF FEMALE |
|---------------------------|----------------|------|--------|-----------|-------------|
| | 42 | 22 | 20 | 52% | 48% |



| Total Teachers | Male | Female | % of MALE | % OF FEMALE |
|----------------|------|--------|-----------|-------------|
| 9 | 0 | 9 | 0% | 100% |

